

OWLCONIC® DOWNLOADABLE E-WORKBOOK


LEARNING TIME

WITH OWLCONIC®



**FROM
OUR FAMILY
TO YOURS**

**HAVE FUN
LEARNING
ALL ABOUT TIME
WITH me!**



Owlconic®
for learning

© copyright 2020

We hope you
have fun with
these activities
and learning to
tell time!



We love
seeing photos of
kids and their
Owlconic[®] clock
Send us a Pic
anytime!

Thank you for purchasing an Owlconic Teaching Clock!

Use your Owlconic analog clock to help you complete the
worksheets.

The smaller clocks in your worksheets do not have all the minutes
marked but your clock will help you to get the right answers.

Your clock will also help you to learn where each minute number
belongs on a clock, even when you see other clocks without all the
numbers.

Owlconic has other resources available to help you learn time and make sense of your day!

If you have any questions or want to reach out. We can be contacted on info@owlconic.net



Owlconic®
Teaching Time
Clock



Owlconic®
Responsibility Chart



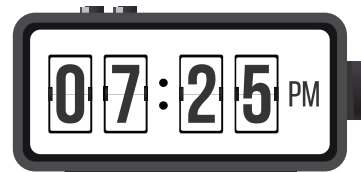
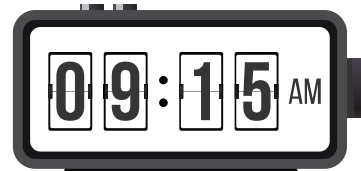
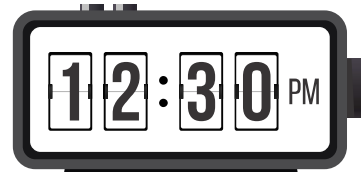

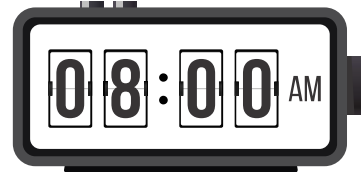
Owlconic®
Time Game

Thank you for being a customer
From our Family to your Family
We wish you every success in your
learning journey!



MATCHING THE DIGITAL AND ANALOG CLOCKS

Match the Digital and Analog times. Place the letter from the analog clock next to the matching digital clock.



Draw where the minute hand should go.



9:55



5:35



8:55



2:17



1:48



12:27



4:05



10:50



11:30

What time of day do these activities happen AM or PM? Circle the correct answer.

(AM is for Ante Meridiem, it is the Latin name for "Before Midday" or "Before Noon". An example: 11.00 a.m. this means 11 o'clock in the morning.

We have 24 hours in 1 day, so another example of time this is 11:00. PM stands for Post Meridiem, this is the Latin name for "After Midday" or "After Noon")

SUNRISE



AM / PM

SCHOOL FINISHING



AM / PM

HAVING BREAKFAST



AM / PM

GOING FOR A MORNING WALK



AM / PM

GOING TO BED



AM / PM

A ROOSTER CROWING



AM / PM

AN OWL HOOTING



AM / PM

EATING DINNER






AM / PM

GETTING THE MORNING PAPER DELIVERED



AM / PM

Fill in the missing clock times. The first question has been completed for you.



Does this activity take, minutes, hours or days?

SCHOOL DAY



MINUTES / HOURS / DAYS

BRUSHING HAIR



MINUTES / HOURS / DAYS

EATING YOUR BREAKFAST



MINUTES / HOURS / DAYS

GOING ON A HOLIDAY



MINUTES / HOURS / DAYS

HAVING A BATH




MINUTES / HOURS / DAYS

SLEEPING



MINUTES / HOURS / DAYS

WATCHING A MOVIE



MINUTES / HOURS / DAYS

WALKING THE DOG



MINUTES / HOURS / DAYS

CLEANING THE HOUSE



MINUTES / HOURS / DAYS

What time is it?

Circle the correct time. Write the analog time in digital format in the space provided.



2:25, 3:15, 7:20




12:30, 10:00, 7:00



11:45, 9:10, 6:10



4:40, 12:15, 6:30



9:20, 8:45, 10:50



7:25, 3:10, 5:50,



5:30, 12:15, 3:05



2:15, 1:40, 8:40




12:00, 10:20, 4:50


Write the time below the clock.




Put the correct times onto the analog clock. Draw in both the minute and the hour hands.




12:25




6:00




11:10




3:30




4:45




10:50



2:05




7:40



9:20

CONGRATULATIONS

THIS CERTIFICATE IS HEREBY AWARDED TO



FOR LEARNING HOW TO TELL THE TIME
ON AN ANALOG CLOCK



SIGNATURE

DATE

